

**S-tine harrows
Access+/TLD/TLG**



Seedbed Preparation in just one Pass



Kverneland Access+

3.00m to 4.00m

Strong, Light and Compact - Seedbed Harrow for Combination with Heavy Seed Drills



The Access+ is an alternative to standard combinations offering high-output performance at a limited price. With its strong design it can be combined with the heaviest Kverneland seed drills such as the s-drill or Optima HD.



The Kverneland seed drills are directly integrated on the headstock of the Access+ in order to reduce the power requirement for lifting even with large hopper capacities (1800 litres). Precision seed drills can be mounted by hitch to enable easy disconnection if requested.



The Kverneland Access+ is equipped with 2 or 3 rows of strong straight tines 45x10mm for all conditions. With 3 rows the large distance between the first and second row (200mm) ensures a smooth soil flow even with plant residues. The models with 2 rows of tines can be equipped with a hydraulic clod board.




The working depth is adjusted by means of a pin and hole system or by parallelogram. This system is used when the coulter bar is mounted on the roller (as for example with the s-drill) for a constant depth control regardless of any unevenness of the field.



Wide choice of accessories

A wide choice of accessories and rollers is available for perfect adjustment to the various seed drills and soil conditions.



Technical Specifications:

| Models | Access+ 3m | Access+ 3.5m | Access+ 4m |
|--|------------|--------------|------------|
| Working width (m) | 3.00 | 3.50 | 4.00 |
| Transport width (m) | 3.00 | 3.50 | 4.00 |
| Base machine | | | |
| Max hp | 160 | 200 | 220 |
| Nbr. of straight tines 45x10mm, 2 or 3 rows | 19 | 22 | 25 |
| Weight (kg) Access + frame | 858 | 956 | 1054 |
| Base frame - roller connection | | | |
| Standard roller attachment for solo use or combination with DA/s-drill/Hydrolift | | | |
| Parallelogram roller attachment for combination with mc-drill PRO (not possible in 3.5m) | | | |
| Roller | | | |
| Cage roller heavy duty 16 tubes Ø 550mm, released for all grain seeders | | | |
| Protection tarp for coulter bars (required only in combination with cage roller) | | | |
| Packer roller Ø 575mm | | | |
| Flexline roller Ø 585mm | | | |
| Additional | | | |
| Lateral spring loaded deflectors | | | |
| 3rd row bar (not in combination with clod board) | | | |
| Clod board (not in combination with 3rd row bar) | | | |
| Rigid track eradicator with shear bolt protection (max 2 pairs possible) | | | |
| Hydrolift 1,6t (not in combination with parallelogram roller attachment or triangle) | | | |
| Stop valve for hydrolift | | | |
| Kverneland triangle for drills (DA/s-drill), not in combination with hydrolift | | | |
| Drive shaft 1 3/8 Z6 incl. drive line, for pto driven seeders mounted on triangle | | | |
| Roadsigns and marking kit for Access+ in solo use without lighting | | | |
| Drill combination possibility with DF1, s-drill, DA, mc-drill PRO, Optima, Optima HD | | | |



Two rows
Straight tines 45 x 10mm



Three rows
Straight tines 45 x 10mm

Kverneland TLD

Working widths from 5.10m to 8.10m



Thanks to its excellent weight distribution, precise depth control and optimum ability to follow ground contours the Kverneland TLD seedbed combination produces a perfect seedbed in all types of soil.

The finer soil particles are deposited in the lower level of the tilth to promote rapid and uniform germination and also to prevent loss of moisture whilst the coarser clods are kept on the surface in order to reduce the risk of surface capping.

Robust chassis

The Kverneland TLD is designed with a robust three-section foldable chassis, which helps to limit the overall transport height of the machine. The transport width is less than 2.50m. The chassis is 100 x 100 x 8mm.

A single hydraulic cylinder is used for folding the 5.10 and 6.10m machines, for the 7.10m and 8.10m machines two cylinders are used. Non-return valves secure the lock in working or transport position.

5 rows of tines

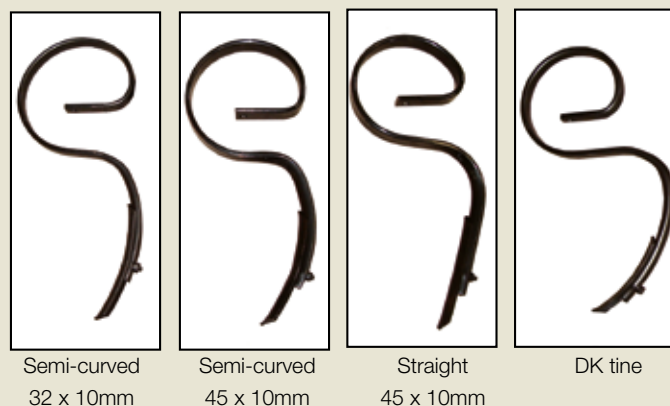
The TLD offers 5 rows of tines to ensure a free flow of soil between the tines and thus allowing to work deeper or in trashy conditions without the risk of blocking the machine. Moreover, the tines are more evenly distributed and positioned on the chassis. There is a constant pitch of 10cm between the tines over the entire width of the machine.

The under-chassis clearance is 420mm. The distance between the tine-carrier bars is 340mm.

Four types of tines are available according to the type of soil or the work required:

- Semi-curved tines (32x10mm and 45x10mm) provide a fine crumbling surface thanks to their high vibration capacity.
- The straight tine (45x10mm) has a high resistance to be used after ploughing and ensures superficial preparation without bringing wet clods on top layer.
- The DK tine is forged from a ring of 22mm diameter in a way to get the maximum thickness (15mm) in the most stressed area of the spring. Without stripes, it guarantees a high

A great variety of tines for all conditions




resistance for working in the very demanding conditions at high speed while keeping a high vibration capacity.

Perfect depth control

Designed for precise seedbed preparation:

- An odd number of wheels within the machine frame provides identical pressure on each wheel.
- A graduated scale on the depth adjusters allows precise individual adjustment for each wheel.
- The frame side extensions are freefloating during operation to allow the machine to follow ground contours.

The TLD can be fitted with steel wheels 500x165 or pneumatic wheels 6.00x9 (10 plys to avoid any puncture).



TLD 7.10m with clod board and double crumbler rollers

The 5.10m and 6.10m TLD are fitted with 3 wheels as standard equipment. The TLD 7.10m and 8.10m are equipped with 5 wheels.



The working depth can be easily and precisely adjusted by crank.



The pressure applied on the crumbler rollers can be adjusted by hand, easily with 3 different positions.



The TLD can be equipped with a clod board to be adjusted mechanically or hydraulically. The clod board ensures perfect crumbling and levelling due to the vibrating tines.



The double crumbler rollers are mounted on a parallelogram. The rollers have two different diameters, larger at the front - smaller at the rear, for improved clod breaking.



The following finger harrows are adjustable in angle and pressure by means of the Kverneland non-stop leaf spring system.



The standard levelling bar can be adjusted in height and angle and is protected in case of any obstacles by the non-stop safety system.

A comprehensive range of Accessories

Supplementary soil preparation can be carried out by the following accessories:

- **Non-stop levelling board adjustable in height and angle for levelling and crumbling**
- **Levelling board "clod board", mechanically adjustable or by hydraulics. For perfect crumbling due to vibrating tines. Can be completely lifted if not needed**
- **Track eradicators spring-loaded or protected by non-stop safety system**
- **Following finger harrow, adjustable in angle and pressure**
- **Single crumbler roller, 310mm diameter**
- **Double crumbler roller, 310/280mm diameter, mounted on a parallelogram**
- **Combination of finger harrow and double crumbler rollers for a fine seedbed.**



Non-Stop track-eradicators.
Possibility to fit 2 units behind
each tractor wheels.



Kverneland TLD with a
transport width of only 2.50m.

Technical Specifications:

| Model | Working width (m) | Transport width (m) | No. of tines | No. of rows | No. of wheels | Weight with double crumbler roller (kg) |
|--------|-------------------|---------------------|--------------|-------------|---------------|---|
| TLD 51 | 5.10 | 2.50 | 51 | 5 | 3 | 1600 |
| TLD 61 | 6.10 | 2.50 | 61 | 5 | 3 | 1880 |
| TLD 71 | 7.10 | 2.50 | 71 | 5 | 5 | 2160 |
| TLD 81 | 8.10 | 2.50 | 81 | 5 | 5 | 2380 |

Kverneland TLG

Precision Seedbed Cultivator

The TLG is a heavy-duty precision cultivator designed for the optimum preparation of seedbeds for sugar beet, maize, potatoes and vegetables.

The TLG consists of four working zones:

- A robust levelling board in the front
- An effective cage roller for depth control
- 4 rows of effective S-tines
- A choice of various accessories at the back.

This combination makes the TLG an ideal cultivator for the preparation of a very firm, levelled and fine seedbed.

Followed by a finger harrow or a single or double roller, the TLG is the perfect machine for an optimum seedbed preparation at low costs.

The flexible "bolt-on" principle allows to change the position of the cage roller from the front to in between the tine sections.

Available working widths: 4.0, 5.0 and 6.0m.





TLG equipped with clod board and combination of crumbler and crosskill roller.



Transport width of only 2.50m.



Clod board levelling board.



Combination of crumbler and crosskill roller.

Technical Specifications:

| Model | TLG 4.00 | TLG 5.00 | TLG 6.00 |
|------------------------------------|-------------|----------|----------|
| Working width (m) | 4.00 | 5.00 | 6.00 |
| Transport width (m) | 2.50 | 2.50 | 2.50 |
| Weight with double crumbler roller | 1,880 | 2,345 | 2,590 |
| Number of front tines, 45x10mm | 16 | 20 | 24 |
| Number of rear tines, 32x10mm | 31 | 39 | 47 |
| Min. power requirement (kW/HP) | 65/90 | 85/120 | 100/140 |
| Frame | 100x100x8mm | | |

Options: levelling board, levelling board "clod board" mechanical or hydraulic, following harrow, single or double crumbler roller, finger harrow with double crumbler roller, combination crumbler/crosskill roller, track eradicator and side deflectors.

Information provided in this brochure is made for general information purposes only and for worldwide circulation. Inaccuracies, errors or omissions may occur and the information may thus not constitute basis for any legal claim against Kverneland Group. Availability of models, specifications and optional equipment may differ from country to country. Please consult your local dealer. Kverneland Group reserves the right at any time to make changes to the design or specifications shown or described, to add or remove features, without any notice or obligations. Safety devices may have been removed from the machines for illustration purposes only, in order to better present functions of the machines. To avoid risk of injury, safety devices must never be removed. If removal of safety devices is necessary, e.g. for maintenance purposes, please contact proper assistance or supervision of a technical assistant.

© Kverneland Group Les Landes Génusson S.A.S..



ZONE 1 Levelling

Levelling board

2 different options are available:

- A straight levelling board adjustable by pin.
- Clod board levelling board: robust and very effective for the breaking of clods. It is manually adjusted or by hydraulics from the tractor seat.

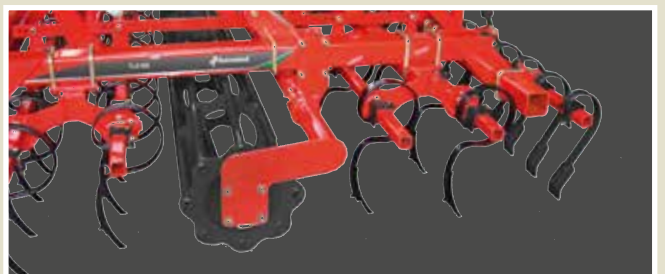
Both the levelling board and the clod board are designed in three sections to better follow the ground contours.

ZONE 2 Depth control

Cage roller

The roller is fitted in the front, directly following the levelling equipment, to ensure depth control. Due to this position in the front, the risk of soil building up on the roller is reduced.

The flexible "bolt-on" principle allows to move the cage roller from the front to in between the tine sections if required.





ZONE 3

Cultivating / Crushing

Four rows of tines

Four rows of effective tines giving optimum performance.

- The first two rows of 45x10mm tines, have 500mm interrow clearance to allow optimum soil flow, even under heavy and cloddy conditions.
- The second two rows of 32x10mm tines with 250mm interrow clearance improve clod breaking and levelling.
- The angle of the 4 tine rows is adjusted by crank simultaneously.

ZONE 4

Crumbling / Consolidation

Finger harrow/Rollers

A large choice of rear equipment is available depending on the requested finish:

- A spring-loaded finger harrow.
- A single crumbler roller ø310mm
- A double crumbler roller ø310/280mm
- A finger harrow with double crumbler roller
- A combined single crumbler roller ø310mm with a Crosskill roller ø290mm.



Kverneland Group

Kverneland Group is a leading international company developing, producing and distributing agricultural machinery and services.

Strong focus on innovation allows us to provide a unique and broad product range with high quality. Kverneland Group offers an extensive package aimed at the professional farming community, covering the areas of soil preparation, seeding, forage and bale equipment, spreading, spraying and electronic solutions for agricultural tractors and machinery.



Original Spare Parts


Kverneland Group spare parts are designed to give reliable, safe and optimal machinery performance - whilst ensuring a low cost life-cycle. High quality standards are achieved by using innovative production methods and patented processes in all our production sites.

Kverneland Group has a very professional network of partners to support you with service, technical knowledge and genuine parts. To assist our partners, we provide high quality spare parts and an efficient spare parts distribution worldwide.



 **Watch us on YouTube**
www.youtube.com/kvernelandgrp

 **Like us on facebook**
www.facebook.com/KvernelandGroup
www.facebook.com/iMFarming

 **Follow us on Twitter**
#KvernelandGroup
#iM_Farming



Kverneland Group UK Ltd.
Walkers Lane, Lea Green, St. Helens
Merseyside, WA9 4AF
Phone + 44 1744 8532 00

uk.kverneland.com

